

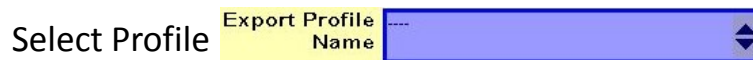
Exporting and Unloading Data

From Greenstar 3 2630 into Apex

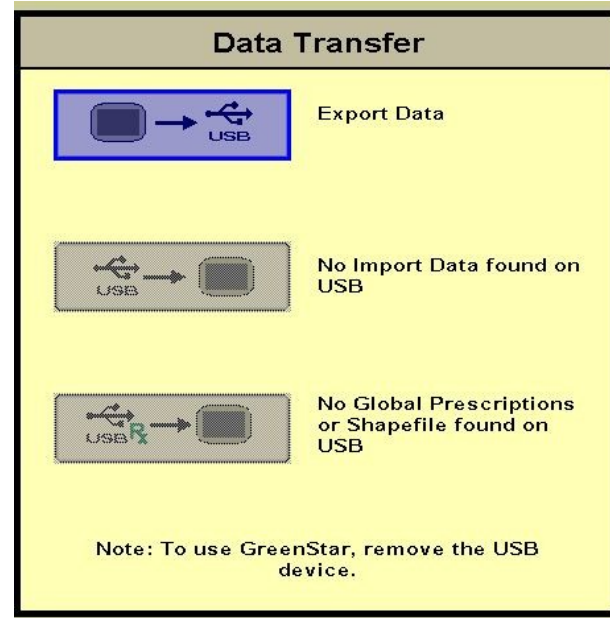


STEP ONE: 2630

Turn key on and Insert USB drive into 2630

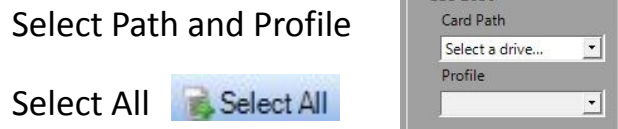


Remove USB and Turn key off



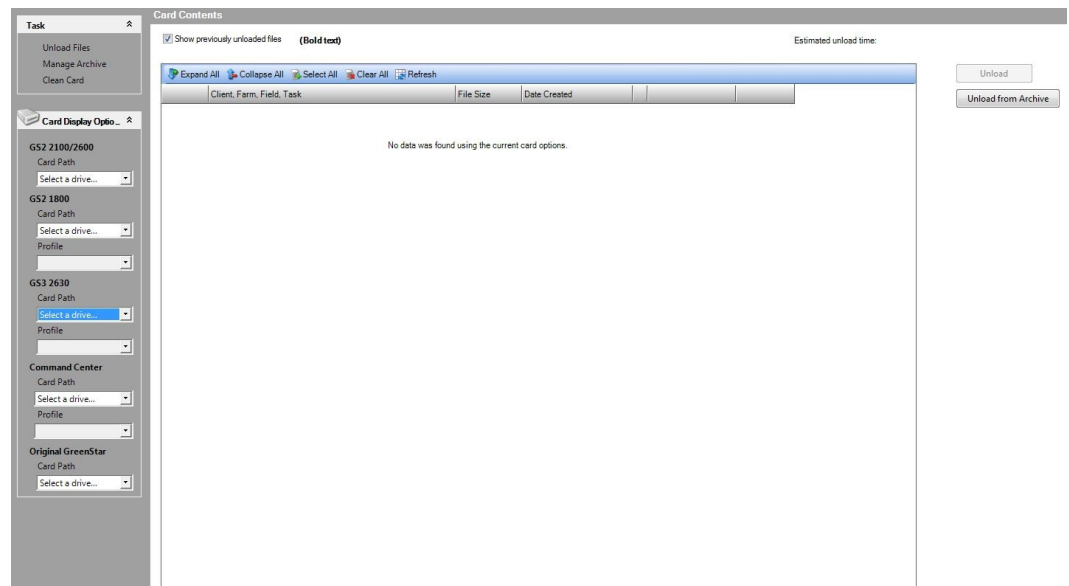
STEP TWO: Apex

Open Apex and Insert USB into Computer



Wait for files to Unload into Apex

When finished close Apex and unplug USB



Saving and Importing Data

From Apex into Greenstar 3 2630

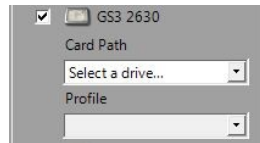


STEP ONE: Apex

Open Apex and Insert USB into Computer



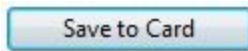
Select Path and Profile



Select All



Save to Card



Wait for files to save to Card

When finished close Apex and unplug USB

STEP TWO: 2630

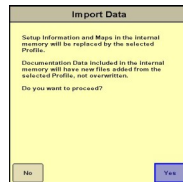
Turn key on and Insert USB drive into 2630



Begin Transfer and Yes



Accept



Remove USB and Turn key off

